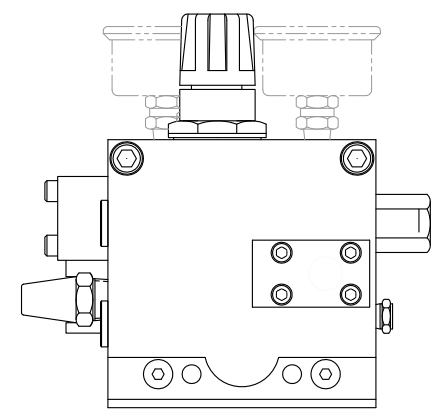
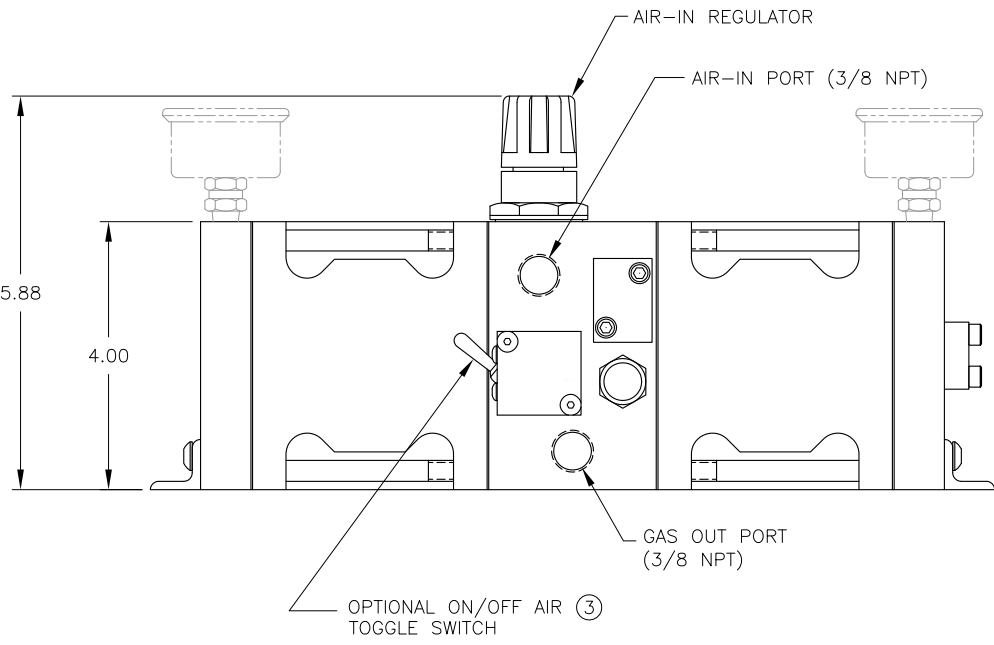
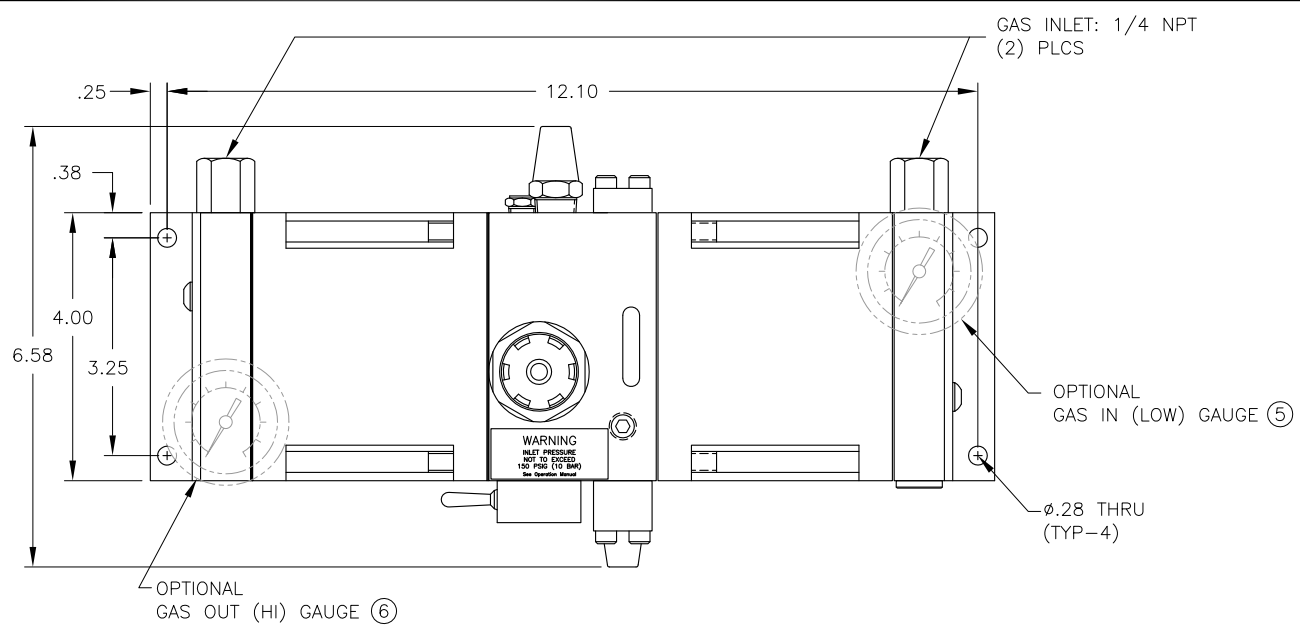
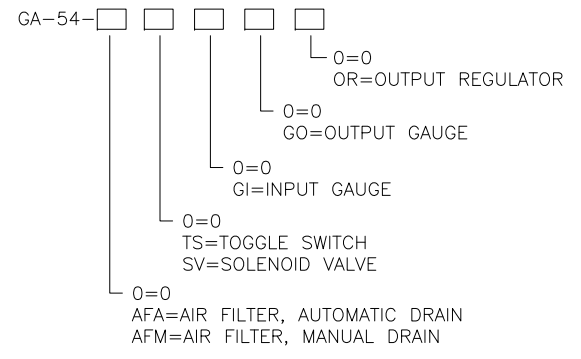


Z:\Programs\_Accaddwgs\AIRPMP\1to1\P29-0001-C.DWG Plotted: Jun 16, 2016 9:46AM



REV	DESCRIPTION	BY	DATE
A	PICTURE CHANGE: MUFFLERS, GAS INLET PORTS MOVED TO FAR SIDE; ADDED AIR REGULATOR GAUGE	WNI	1/4/06
B	PICTURE CHANGE: GAUGES WERE 1/4 NPT	WNI	12/7/12
C	ADDED MODEL CODES & BOM	WNI	12/19/14



7	1	11998	OUTPUT REGULATOR 10-250 PSI, 1/2 NPT
6	1	10345 M03-1010	GAUGE, 300 PSI LIQ FILLED
5	1	10342 M03-1010	GAUGE, 160 PSI DRY
4	1	11919 V04-1003 11838 V04-1003 11837 V04-1003	SOL AIR VALVE, 220VAC SOL AIR VALVE, 110VAC SOL AIR VALVE, 24VDC
3	1	10449 V04-1002	MAN TOGGLE SWITCH
2	1	10100 P00-5206	BLOCK ASSY, ADAPTER
1	1	11196 M04-1022 12051 M04-1022	AIR FILTER, MAN DR AIR FILTER, AUTO DR
ITEM	QTY	PART NUMBER	DESCRIPTION

		INTERFACE DEVICES, INC. 230 DEPOT ROAD MILFORD, CT 06460	
SCALE: 1/2	TITLE: GENERAL ARRANGEMENT, DA GAS PUMP		
DWN BY: TWH	DATE: 8/6/03 REF:		
SHT: 1 OF: 1	DWG NO: P29-0001	REV: C	