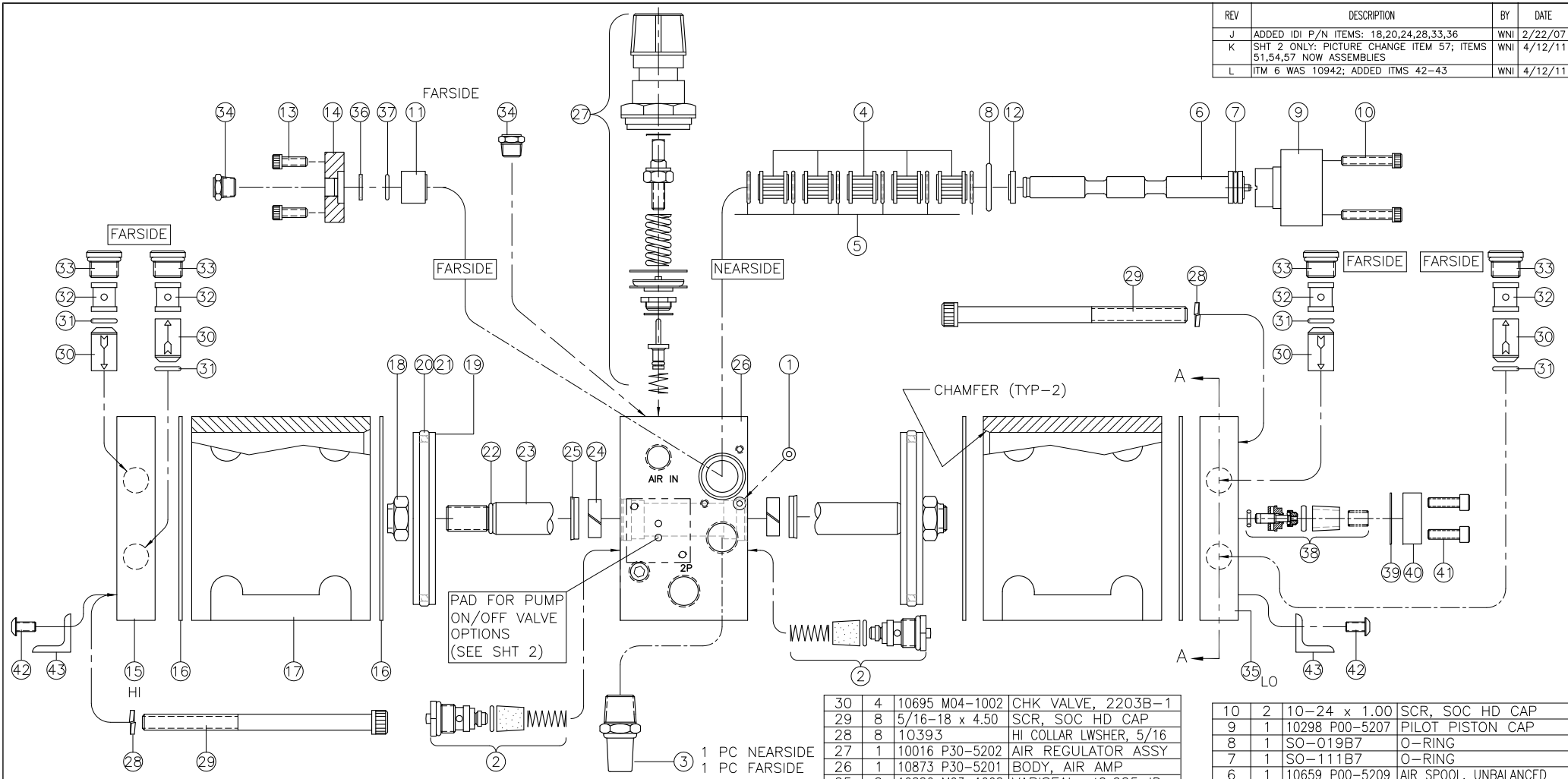


REV	DESCRIPTION	BY	DATE
J	ADDED IDI P/N ITEMS: 18,20,24,28,33,36	WNI	2/22/07
K	SHT 2 ONLY: PICTURE CHANGE ITEM 57; ITEMS 51,54,57 NOW ASSEMBLIES	WNI	4/12/11
L	ITM 6 WAS 10942; ADDED ITMS 42-43	WNI	4/12/11



ITEM	QTY	PART NUMBER	DESCRIPTION
43	2	10262 P00-5801	MOUNTING BRACKET
42	4	1/4-20 x .38	BUTT HD CAP SCR
41	2	10-24 x 0.62	SOC HD CAP SCR
40	1	11566 P30-5603	BLOCK, LUNGE VALVE
39	1	11567 P30-5604	GASKET
38	1	11569 V04-1009	2-WAY LUNGE VALVE
37	1	SO-012P7	O-RING
36	1	11753	BK UP RING, SOLID, -.012
35	1	10283 P30-5602	CK VALVE CAP, LO
34	2	10264	BREATHER
33	4	11779	HOLLOW HEX PLUG, -6 SAE
32	4	10605 P00-5603	RETAINER, 0.56 OAL
31	4	SO-012B7	O-RING

30	4	10695 M04-1002	CHK VALVE, 2203B-1
29	8	5/16-18 x 4.50	SCR, SOC HD CAP
28	8	10393	HI COLLAR LWSHER, 5/16
27	1	10016 P30-5202	AIR REGULATOR ASSY
26	1	10873 P30-5201	BODY, AIR AMP
25	2	10886 M03-1008	VARISEAL, ϕ 0.625 ID
24	2	10645 M03-1031	SLYD RING, ϕ 0.625 ID
23	1	10616 P30-5202	SHAFT
22	2	SO-905B7	O-RING
21	2	SO-233B7	O-RING
20	2	10377	GLYD RING, ϕ 3.38
19	2	10479 P00-5204	AIR PISTON
18	2	10439	NUT, FLEX-LOC, 1/2-20
17	2	10111 P12-5202	AIR CYL BODY
16	4	10334 P00-5205	AIR BODY GASKET
15	1	10282 P30-5601	CK VALVE CAP, HI
14	1	10299 P00-5208	SPOOL STOP CAP
13	2	10-24 x .50	SCR, SOC HD CAP
12	1	10271 P00-5212	SHORT BUSHING
11	1	10269 P00-5210	LONG BUSHING

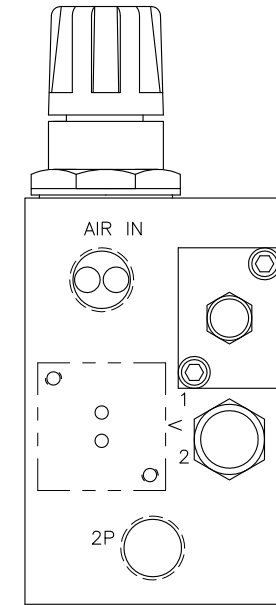
10	2	10-24 x 1.00	SCR, SOC HD CAP
9	1	10298 P00-5207	PILOT PISTON CAP
8	1	SO-019B7	O-RING
7	1	SO-111B7	O-RING
6	1	10659 P00-5209	AIR SPOOL, UNBALANCED
5	6	10629	TEE-SEAL
4	5	10273 P00-5209	CAGE
3	2	10431	MUFFLER, 3/8 NPT
2	2	10017 V04-1005	2-WAY AIR VLV ASSY
1	2	SO-006B7	O-RING

ITEM	QTY	PART NUMBER	DESCRIPTION
 INTERFACE DEVICES, INC. 230 DEPOT ROAD MILFORD, CT 06460			
SCALE: 1/2		TITLE: ASSEMBLY, AA-54 2:1 AIR AMPLIFIER	
DWN BY: WNI		DATE: 10/2/98 REF: UNBALANCED AIR SPOOL	
SHT: 1 OF: 2		DWG NO: P30-1001	REV: L

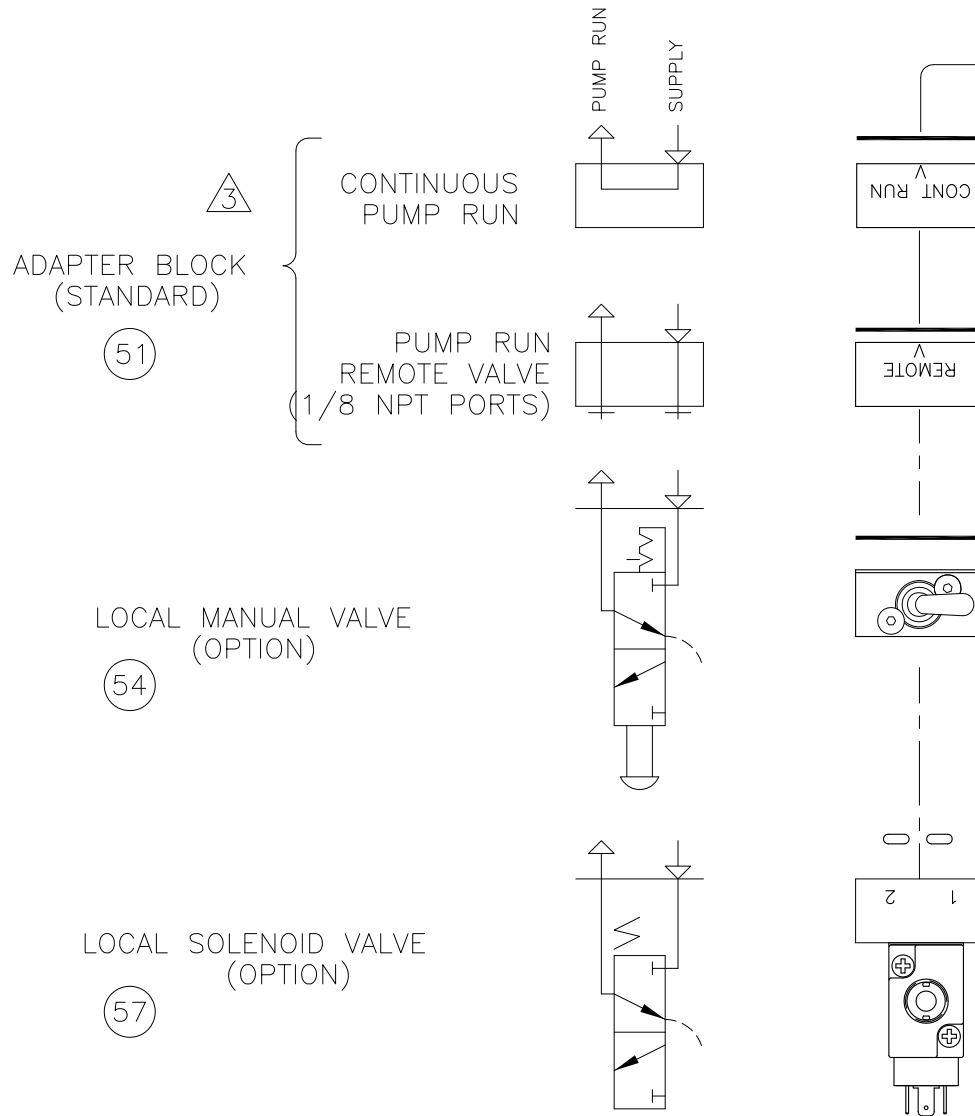
ASSEMBLY PART NUMBER: 11197

NOTES

- 1 PORT 3 IS COMMON TO PORT 2.
CONNECT PORT 3 TO REMOTE AIR PILOT OPERATED
HYDRAULIC RELEASE VALVE
- 2 MOUNTING SCREWS AND GASKET/O-RINGS ARE
FURNISHED FOR EACH OPTION
- 3 ROTATE ADAPTER BLOCK TO MATCH "V" STAMPED ON AIR CAP
FOR THE DESIRED FUNCTION



VOLTAGE	ITEM 57 P/N
24 VDC	11837 V04-1003
120 VAC	11838 V04-1003
240 VAC	11919 V04-1003



OPTION	58			
	57	REF	SEE CHART	SOL AIR VALVE ASSY
	56			
	55			
OPTION	54	REF	10449 V04-1002	MAN TOGGLE SWITCH ASSY
	53			
	52			
STD	51	REF	10100 P00-5206	BLOCK ASSY, ADAPTER
	50			
ITEM	QTY	PART NUMBER		DESCRIPTION

<p>INTERFACE DEVICES, INC. 230 DEPOT ROAD MILFORD, CT 06460</p>			
SCALE: HALF	TITLE: ASSMEBLY, AA-54 2:1 AIR AMPLIFIER		
DWN BY: WNI	REF: UNBALANCED AIR SPOOL		
DATE: 10/2/98	DWG NO: P30-1001		REV: L
SHT: 2 OF: 2			